


"SAGAR" WOODWORKING MACHINES

We are Agents for J. SAGAR & CO. LTD., of Halifax, England.
Specialists in Woodworking Machinery.



Y2100—FOUR CUTTER MOULDING AND PLANING MACHINES


Maximum size of timber:
4" x 3", 7" x 4" and 12"
x 5".

Ball bearing integral motors
to each cutter block. Can be
supplied with second top head
and bottom head.

Y2101—


CHAIN CUTTER AND HOLLOW CHISEL MORTISING AND BORING MACHINE

Table will admit timber up to 12 in. deep x 8 in. wide.
Size of Table, 32 in. long x 7 in. wide.
Lateral Motion of Table, $3\frac{3}{4}$ in.
Longitudinal Motion of Table, 22 in.
Maximum size of mortise, using chain, $3 \times 1\frac{1}{2}$ in.
Maximum size of chisel, soft wood, $\frac{3}{4}$ in.
Maximum size of chisel, hard wood, $\frac{5}{8}$ in.
Height of table from floor, 22 in.
Rise and fall of table, 8 in.



Y2102— ROLLER FEED PANEL PLANING & THICKNESSING MACHINE

Capacity, 24 x 9 in.
Length of Thicknessing
Table, 3 ft. 6 in.
Rates of Feed, 23, 34,
and 50 ft. per min.
Separate motor for feed
mechanism.




324

PRICES MAY BE CHANGED
WITHOUT NOTICE

McPherson's
Limited


YOUR MONEY-BACK IF NOT
SATISFIED

"SAGAR" MOTORISED WOODWORKING EQUIPMENT




Y2103—ALL ELECTRIC CROSS CUTTING & TRENCHING MACHINE No. 2

Max. dia. of saw, 18 in.; Max. thickness of cut, 5 in. when up to 22 in. wide; Max. width of cut, 27 in. when up to 2 in. thick; Max. straight groove in material, 20 in. wide, 3 in. wide when $1\frac{3}{4}$ in. deep; Max. angle groove in material, 20 in. wide, 3 in. wide when $1\frac{3}{4}$ in. deep; Rise and fall of saw, $9\frac{1}{2}$ in.




Y2104—CHAIN FEED EDGING & SAWING MACHINE

Shortest length, $9\frac{1}{2}$ in.; Max. thickness, 5 in.; Saw to column, 30 in.; Size of table, 6 ft. 3 in. x 4 ft. 8 in.; Max. size of saw, 15 in. dia.; Min. size of saw, 9 in. dia.; Feeding speeds, 66, 110 and 152 ft. per min.



Y2105—TENONING & SCRIBING MACHINE With Integral Motors

Admits timber up to 24 in. x 6 in.; Cuts tenons 6 in. long; Cross cuts up to 24 in. wide x $4\frac{1}{2}$ in.; Size of table, 3 ft. 7 in. long x 24 in. wide; Height of table from floor, 3 ft.; Will trench across a board 1 in. deep and 20 in. wide; Will make double tenons 6 in. long; Upper tenoning spindle will admit a saw 12 in. diameter.



Y2106—HIGH SPEED ROUTING MACHINE

Size of standard table 30" x 30" or compound table 41" x 21". Cutter spindle to inside of body $24\frac{3}{4}$ ".

Raising and lowering movement of table 11 in., with compound table 9".

Maximum distance between table and chuck $13\frac{1}{2}$ in., with compound table 10".

Maximum movement of cutter spindle $4\frac{1}{2}$ in.

Y2107— MOTORISED CONTINUOUS FEED AUTOMATIC JOINTING MACHINE

Timber from $\frac{1}{4}$ in. to $4\frac{1}{2}$ in. wide can be worked. Length of timber is from 6 in. to an unlimited length. Minimum width of timber, $1\frac{1}{2}$ in. Rates of feed, 52, 67, 97 ft.

SALES TAX, WHERE APPLICABLE, MUST BE ADDED TO ALL PRICES ON THIS PAGE

325